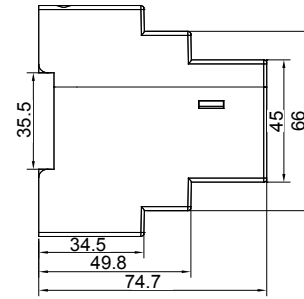


## Test Signal Generator ASG100



Side view

### General

The test signal generator ASG10 in conjunction with AIM-M200 medical intelligent insulation monitor and AIL100 insulation fault locator are designed for insulation fault location in medical IT systems.

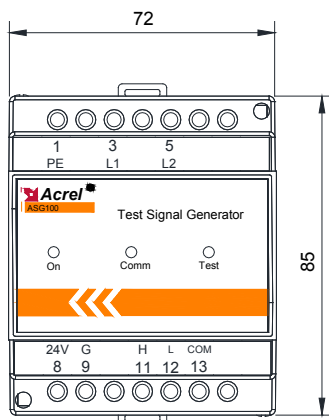
### Function Description

- Locating current injector for insulation fault location systems.
- IT connection monitoring with test LED.
- Alarm led when CAN active.
- Power on LED

### Technical parameters

Power supply	Voltage	DC18~36V
	Consumption	≤2W
IT system being monitored	Rated voltage	AC198... 264V
	Rated frequency	50... 60Hz
Measuring circuit	Locating current(peak)	<1mA
	Locating voltage(peak)	<24AAC
Communication	Interface	CAN
	Protocol	customize

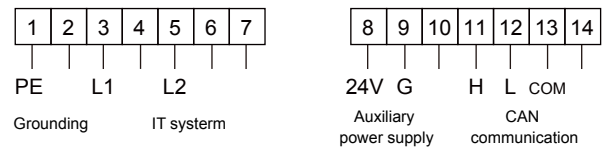
### Dimension drawings (Unit: mm)



Front view

### Wiring

#### Terminal description



### Operation and Display

#### LED indicator instructions

"On"	Flashes once per second during normal operation.
"Comm"	Flashes when communication
"Test"	Light green when normal operation Light red when fault connection to IT system. Red and green flash alternately when generating locating signal.

### Malfunctions

List of possible errors and proposals for the correction of the faults. This error list does not claim to be exhaustive.

Error	Possible cause/Actions
LEDS do not light	Check DC 24V power supply
Test led lights red	Check the connection of of L1 and L2 terminals
Cannot locate	Check the connection of communication cable, then set the address again through AIM-M200.